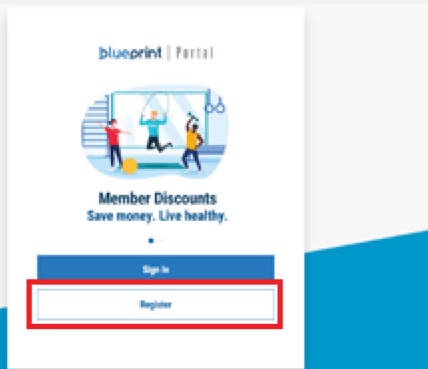


Getting started with Blue365[®]

• • User Guide • •

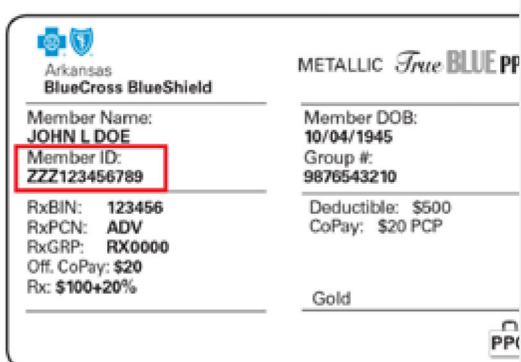
 **BlueAdvantage
Administrators of Arkansas**
An Independent Licensee of the Blue Cross and Blue Shield Association

Registering for Blue365



1

Visit blueprintportal.com and select Register or sign in using your existing username and password if already registered.

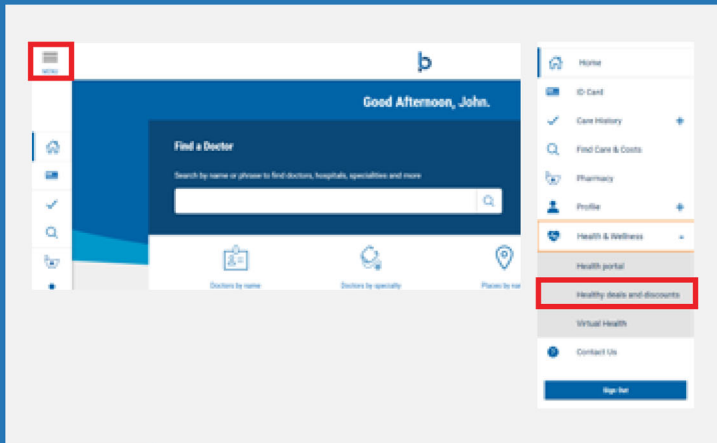


2

Have your insurance card handy to register with your member ID number or the last four digits of your SSN. If you have a Dental or Vision only plan you can use 230.

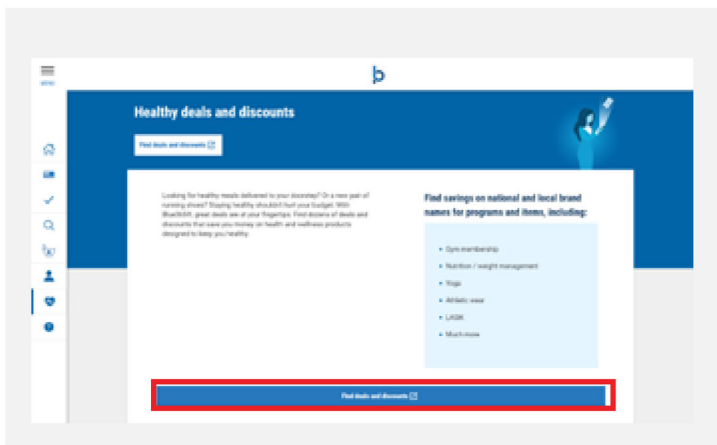
Getting started with Blue365

User Guide




3

Once you are registered or have signed in to Blueprint Portal, click **Health & Wellness** and select **Healthy deals and discounts**.



4

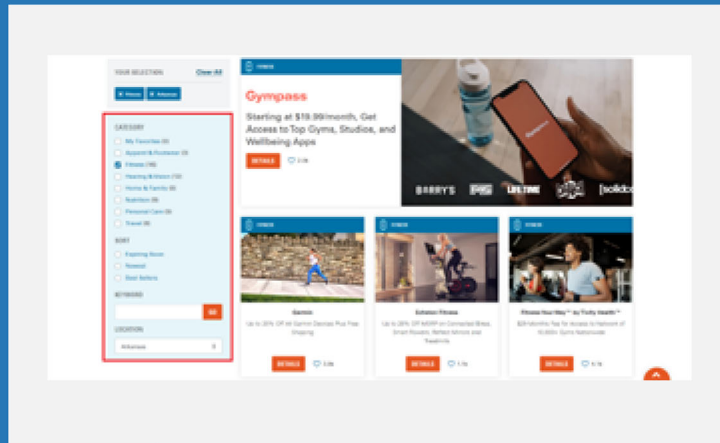
Select **Find deals and discounts**.



5

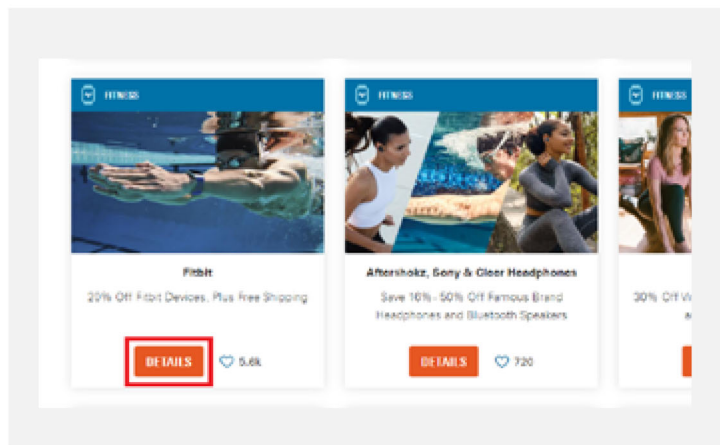
You will be redirected to the Blue365 website, click **All Deals** to browse exclusive health and wellness discounts.

Getting started with Blue365 User Guide



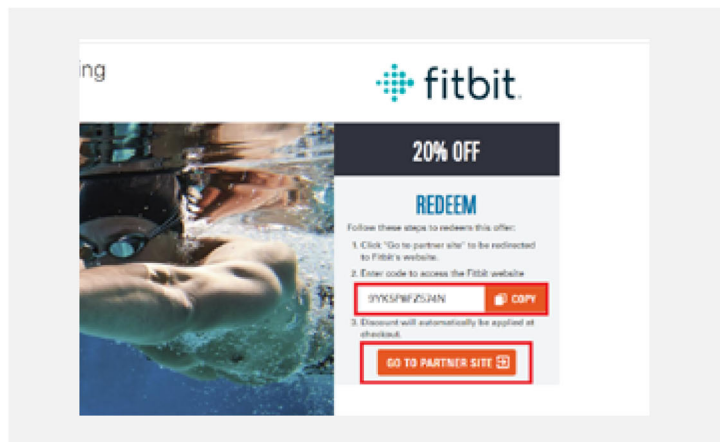
6

Click on a specific category or search for a keyword to find a specific offer.



7

Click **Details** on the deals you're interested in and browse the offer's terms and conditions

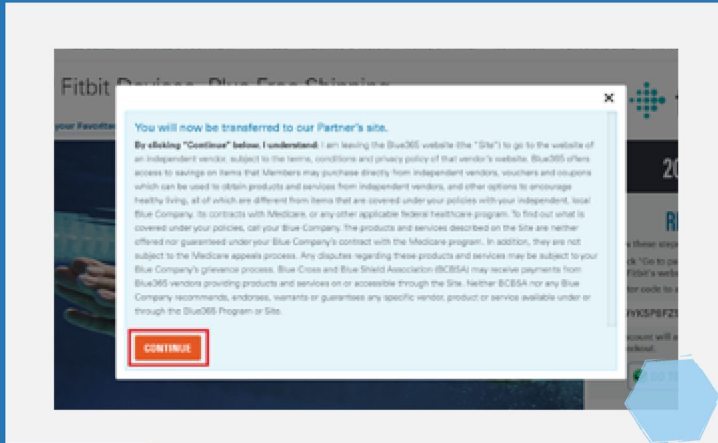


8

Once you're ready to redeem, copy the code (if available), and click on **Go to Partner Site**.

Getting started with Blue365

User Guide



9

You will be notified that you are leaving the Blue365 site after clicking Go to Partner Site. Click **Continue** to complete your purchase on our partner's site.



QUESTIONS?

For additional questions contact blue365@arkbluecross.com or call the number on the back of your member ID card.

Visit

blueadvantagearkansas.com/Blue365

for more information.

Blue365



BlueAdvantage Administrators of Arkansas

An Independent Licensee of the Blue Cross and Blue Shield Association

00213.02.03-0222